



## COMMON POLLUTANTS

- Antifreeze
- Cleaning products and detergents
- Cooking oil and grease
- Dirt or sediment
- Leaves and grass clippings
- Oil, grease, gasoline, and diesel
- Paints, solvents, and drywall mud
- Pesticides, fertilizers, and herbicides
- Pet and animal waste
- Swimming pool and spa chemicals
- Trash and litter

To learn more about landscaping, mobile cleaning and construction BMPs, visit your City's Stormwater Management webpage.

**Did you know?** Even cleaning products labeled "non-toxic" and "biodegradable" are not safe. "Non-toxic" means the product is not toxic to the user. "Biodegradable" means given enough time the product will eventually break down. These products are still harmful to wildlife and the environment.

**Do you change your motor oil and filters at home?** Never allow your motor oil to drain onto the ground or into a storm drain.


For the location of FREE motor oil and filter recycling centers, visit **Less is More** at <http://lessismore.org>.



## ABOUT THIS GUIDE

Many people don't realize their habits at home can pollute streams, creeks, lakes, river, or the ocean. This guide provides pollution prevention practices for homeowners.

Homeowners generate pollutants that can be picked up while watering or when it rains and then transported to the nearest storm drain inlet and into our waterways. You can help reduce water pollution year-round by implementing the practices in this guide.



## HOMEOWNER BMPs

### SURFACE CLEANING

- If you have to wash a surface, wash water should flow to a landscaped area or collected and emptied in a sink, toilet, or drain connected to the sanitary sewer.
- If you are washing where run-off can reach the street or storm drain, set up a perimeter berm and/or block storm drain inlets and use a shop vacuum to collect wash water and dispose of it appropriately.
- Use a mop and bucket for spot cleaning.

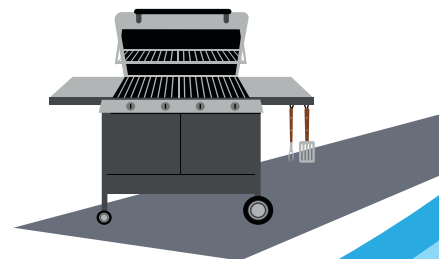
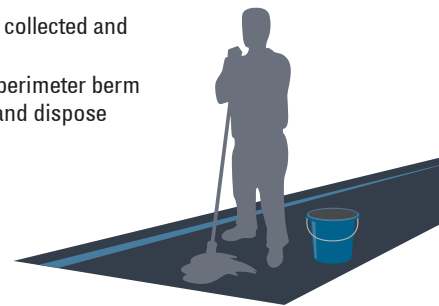
### VEHICLE AND EQUIPMENT CARE

- Take your car to a local commercial car wash.
- When washing your vehicle, use a hose equipped with an automatic shut-off and make sure wastewater drains to a landscape area or unpaved surface.
- Never rinse off vehicles or equipment into the street, gutter, or storm drain.
- Repair vehicle or equipment leaks quickly. Clean up oil and vehicle fluids with absorbent materials (kitty litter) and dispose of it properly.

**Did you know?** Antifreeze is poisonous to pets and wildlife who are attracted to its sweet smell and taste. Keep antifreeze in closed containers and dispose of antifreeze at your nearest hazardous waste collection center or a scheduled event.

### COOKING OIL/GREASE MANAGEMENT

- Do not put cooking oil or grease down any drain.
- To dispose properly, pour used oil or grease into a sealable container like a can, plastic, or glass jar (remove as much food residue as possible); freeze it or let it sit until hardened or mix with kitty litter or coffee grounds; then place it in the trash or take it to your local hazardous waste collection center or a scheduled collection event.



FOR ADDITIONAL INFORMATION CONTACT OUR PARTNERING AGENCIES

**City of Buellton**  
www.CityofBuellton.com  
Public Works  
Department  
805.688.5177  
swmp@cityofbuellton.com

**City of Carpinteria**  
www.carpinteria.ca.us  
Public Works  
Department  
805.880.3415  
stormwater@ci.carpinteria.ca.us

**City of Goleta**  
www.CityofGoleta.org  
Public Works  
Department  
805.961.7500  
stormwater@cityofgoleta.org

**City of Lompoc**  
www.CityofLompoc.com  
Economic and Community  
Development Department  
805.875.8275  
stormwater@ci.lompoc.ca.us

**City of Santa Barbara**  
www.sbcreeks.com  
Creeks  
Division  
805.897.2658  
creeks@santabarbara.gov

**City of Solvang**  
www.CityofSolvang.com  
Public Works  
Department  
805.688.5575  
stormwater@cityofsolvang.com

**Santa Barbara County**  
www.SBProjectCleanWater.org  
Project  
Clean Water  
805.568.3440  
cleanwater@cosbpw.net

## WANT TO KNOW MORE?

The Cities of Buellton, Carpinteria, Goleta, Lompoc, Santa Barbara, and Solvang and the County of Santa Barbara have extensive Stormwater Management Programs with more information and useful tools to help you at home.

### Take advantage of the following FREE services:

- Download or print BMP materials

### Be sure to always check:

- Local city ordinances periodically
- Drought restrictions

**Did you know?** One (1) gram of dog waste contains millions of bacteria and can lead to beach closures. Keep your pets healthy by picking up pet waste in your backyard before each storm and whenever you're out and about.

**TIP:** Don't forget you can direct gutter downspouts away from pavement and into vegetation, or install a rain barrel, or create a rain garden to capture run-off and conserve water!

For the location of FREE local household hazardous waste or e-waste collection events, visit your City's Solid Waste webpage, your waste hauler's website OR **Less is More** at <http://lessismore.org>.

## ONLY RAIN DOWN THE STORM DRAIN

## ADDITIONAL BMPs

### PET AND ANIMAL CARE

- Bathe pets on the lawn or other permeable surfaces to prevent wash water from entering the street, gutter, or storm drain.
- Toss pet waste in the trash, even when you use biodegradable bags.
- Keep animal pens and corrals a minimum of 50 feet from a creek, stream, or river.
- Remove soiled bedding and manure at least three times per week.
- Place manure in sturdy insect and leak-proof containers such as a plastic garbage can with lid, storage shed, or composter.
- Don't apply manure before or during a rainstorm or in large quantities.



### SWIMMING POOLS AND SPAS

- Don't rinse a pool or spa filter into a street, gutter, or storm drain inlet. Instead, rinse cartridges and/or diatomaceous earth filters into landscaped areas. Dispose of the spent diatomaceous earth in the trash.
- Swimming pool and spa water must be dechlorinated to undetectable levels of < 0.1 mg/L, either chemically or by not adding chlorine to an uncovered pool or spa for 10 days. Use a swimming pool test kit to measure the chlorine prior to draining the pool or spa. Drain to landscaping whenever possible to conserve water.

### LANDSCAPING AND GARDENING

- Consider plants that attract beneficial insects to your garden.
- Use less toxic alternatives to herbicides or pesticides.
- Follow manufacturer's instructions and do not apply pesticides or herbicides within 48 hours of predicted rain, or when wind speeds are above five miles per hour.
- Mix or use only what you need; more chemicals are not better.
- Use a funnel and handle gasoline, diesel, oil, and grease carefully.
- Do not blow leaves, grass clippings, and dirt into street or storm drain inlets; instead, sweep it up and dispose of it in the correct container.



**Did you know?** By directing roof run-off to your lawn or garden areas, you will help reduce run-off from entering dirty curbs and provide nourishment in the form of fresh, clean rainwater to your landscape.

### WASTE MANAGEMENT

- Dispose of unwanted chemicals via your local household hazardous waste collection event.
- Schedule a bulky-item curbside collection pickup for large items you wish to dispose of through your waste hauler.
- Participate in a Community Clean-up or Shred Day.
- Keep trash and recycling bin lids closed when not in use.
- Dispose of leaves, grass, and clipping waste in a green waste container or leave them on site as mulch.
- Dispose of tree limbs and branches in the trash or by chipping them into mulch.



City of Buellton  
[www.CityofBuellton.com](http://www.CityofBuellton.com)



City of Carpinteria  
[www.carpinteria.ca.us](http://www.carpinteria.ca.us)



City of Goleta  
[www.CityofGoleta.com](http://www.CityofGoleta.com)



City of Lompoc  
[www.CityofLompoc.com](http://www.CityofLompoc.com)



City of Santa Barbara  
[www.sbcreeks.com](http://www.sbcreeks.com)



City of Solvang  
[www.CityofSolvang.com](http://www.CityofSolvang.com)



Santa Barbara County  
[www.SBProjectCleanWater.org](http://www.SBProjectCleanWater.org)