

ARMORCAST METER BOX
 PER CITY OF LOMPOC
 STANDARD SPECIFICATIONS
 AND DETAILS SECTION II,G,(6)

FORD BALL CORP GRIP-JOINT FBI000


TYPE-K COPPER


6 MIL PLASTIC SLEEVE
 TAPE FROM CORP TO
 METER YOKE ENDS

INSTALL 1/4" MESH - 14 GAUGE
 GALVANIZED SCREEN AS
 GOPHER BARRIER PROTECTION

TYPE-K COPPER




SERVICE SADDLES ARE PER SECTION II, MATERIALS, G(3) OF THE
 CITY OF LOMPOC STANDARD SPECIFICATIONS & DETAILS

 WATER METER BOXES SHALL SIT 100mm (4")
 BEHIND SIDEWALK OR CURB, BUT SHALL NOT
 BE PLACED IN SIDEWALKS OR DRIVEWAYS

 TYPE "L" COPPER MUST BE USED BETWEEN
 METER YOKE AND BACKFLOW DEVICE
 WHEN BACKFLOW DEVICE IS INSTALLED.

Drawing No. 407

CITY OF LOMPOC Utility Department, Water Division

MARK	REVISIONS	APPR.	DATE
	Type "L" Copper Prior to Backflow	KM	4/04
	Removed 3/8 x 1/4 meter from title	KM	9/07
	Remove references to 1/4" service lines	KM	2/12

1" WATER SERVICE CONNECTION